

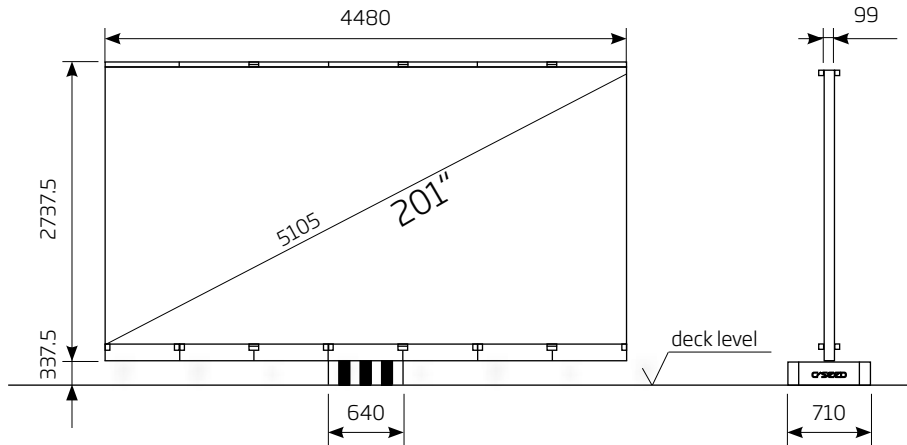


IMPLEMENTATION CONCEPT

C SEED 201
SUPERMARINE
NO CENTER SLIDING
NCS

C/SEED

THE UNFOLDING TV



PHYSICAL DIMENSIONS TV

LED TV Size (diagonal)	inch/mm	201 / 5105
LED TV Size (Width)	inch/mm	176.4 / 4480
LED TV Size (Height)	inch/mm	94.5 / 2400
Standard LED Screen (Depth)	inch/mm	3.9 / 99
LED TV Area	sq.ft./m ²	116.3 / 10.8
LED TV system weight	kg	2,800 without Design-Covers (Teak etc.)

TV SYSTEM

Brightness	nits	4,000
Pixel Pitch	mm	1.90
Processing Depth	bit	16 per color
Color Spectrum	colors	64 billion
Refresh Rate	Hz	3,840
Lifespan LED	h	100,000
Contrast Ratio		7,000:1
Colour Temperature	k	6,500 - 10,000
Viewing Angle- Horizontal Vertical	degrees	160 160
LED fixings		back - service
Operating Temperature range	°C	-20 to +45

INPUT / OUTPUT

Video Input	HDMI2.0/DP1.4
Serial In/Output	2 x USB, 1 x RS232
Audio Output	pre-amp, 9.2, independent sub
Network Connection	1 x RJ45

OPERATION

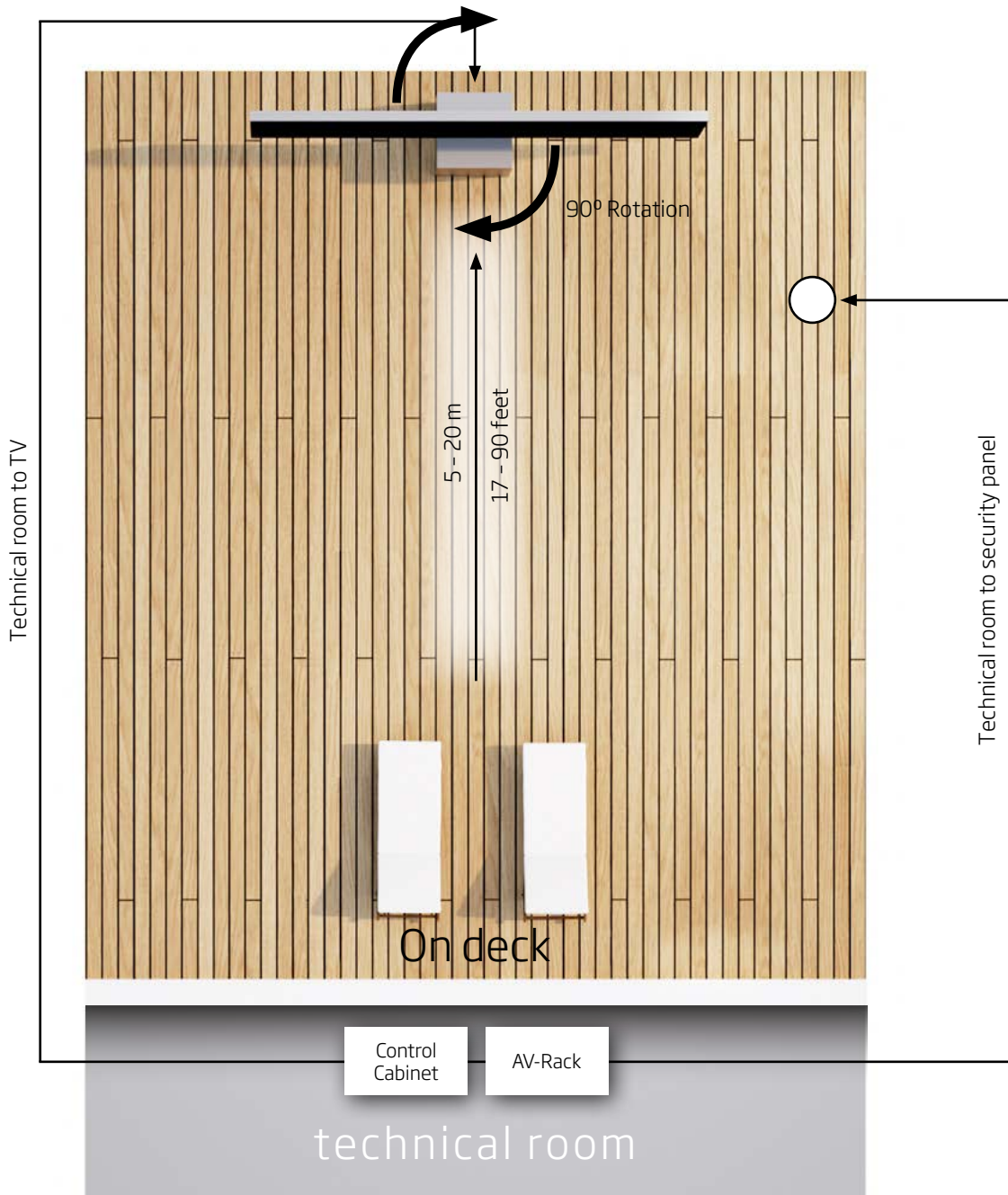
Power Supply LED screen		3 x 400V+N+PE/32A/50-60Hz AC (3~)
Input Power max typical	W/m ²	880 230
Power Consumption max typical	kW	19 5.7

PHYSICAL DIMENSIONS STOWED POSITION

Basin size (Length)	inch/mm	182.3 / 4630
Basin size (Width)	inch/mm	50 / 1270
Basin size (Height)	inch/mm	32.9 / 834

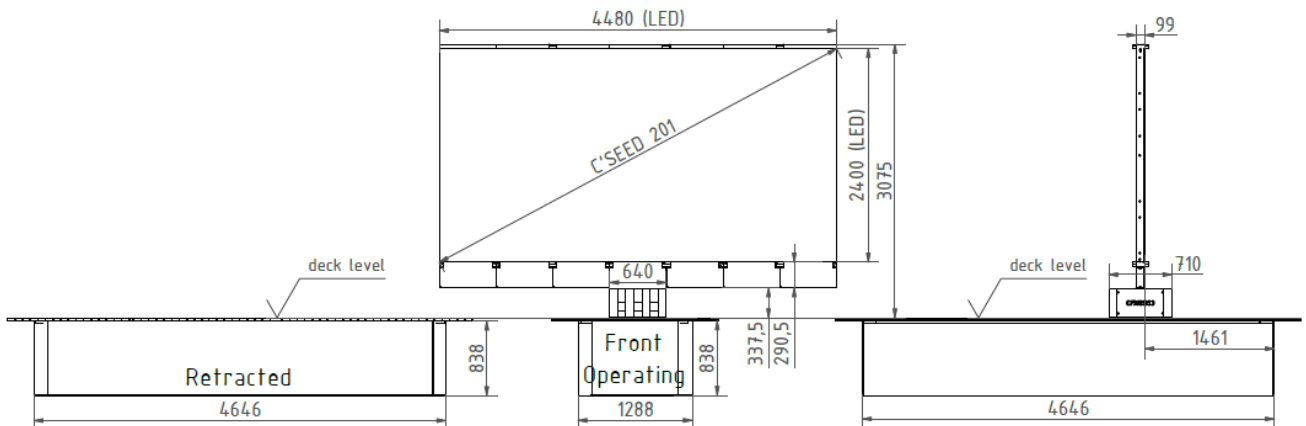
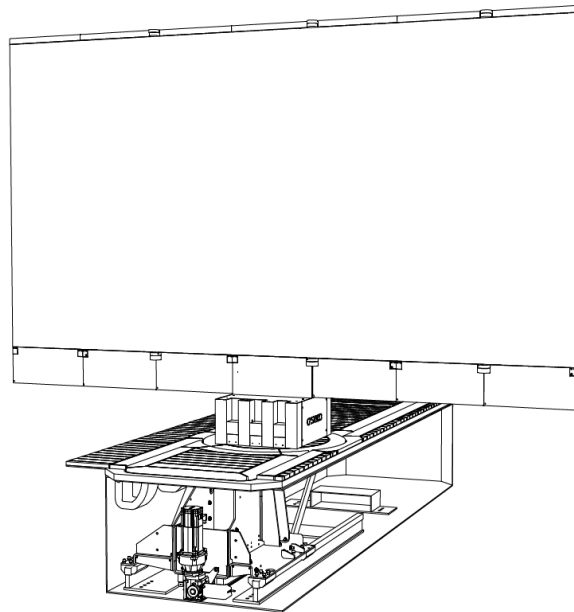
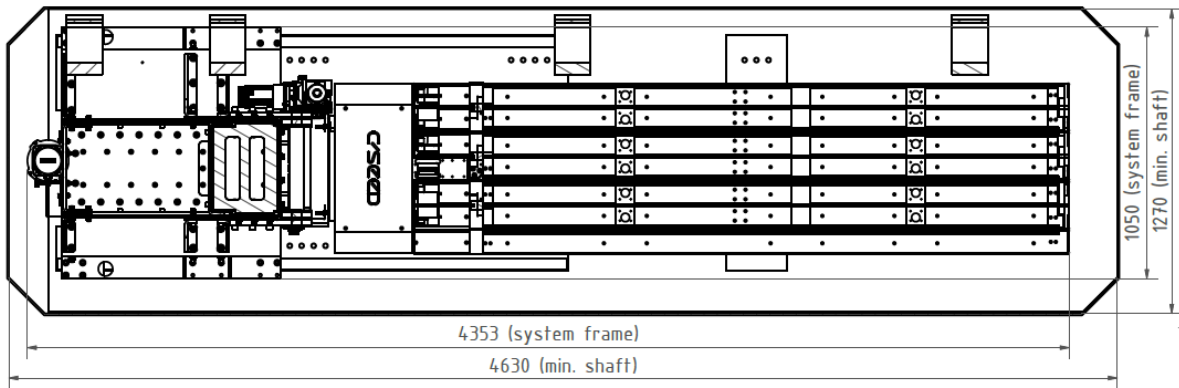
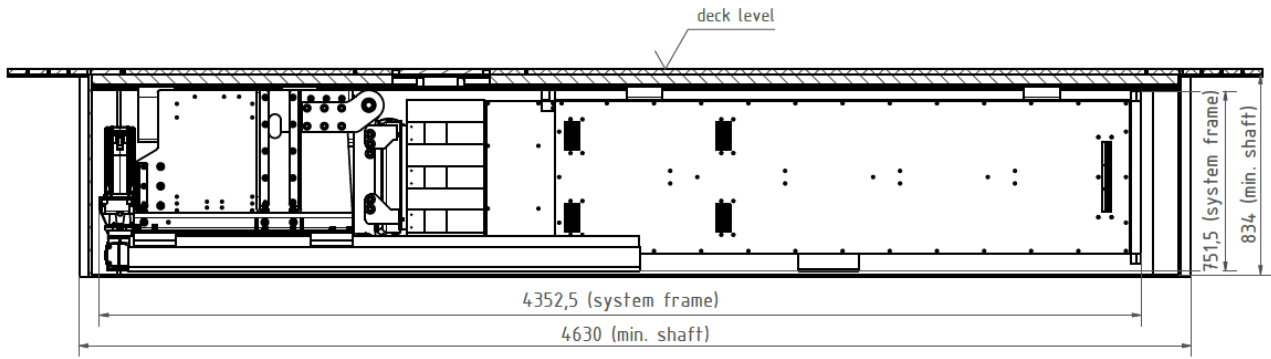
SPECIFIC FEATURES

TV Rotation Angle: 90° left & 90° right	Marine grade materials		
Automatic TV Cover	9.2 AV-Receiver	Remote Control	4K LED HDR10+ Controller



ACCORDING TO EXACT POSITIONS OF CABLING CONDUITS:

- C SEED 201 SUPERMARINE CSL to control cabinet unit (max. 100 m | 320 feet)
- C SEED 201 SUPERMARINE CSL to AV Rack (max. 100 m | 320 feet)
- Fibre video transmission available on request



TV COMPARTEMENT

- 4630x1270x834 mm | 183.3x50x32.9 inches | LxWxD
 - according to final TV basin plan
- Earthing of the TV well (min. 3 times)
- Drainage - Connected to the ship's drainage (provided by customer)

EQUIPMENT CLOSE TO THE TV

- Emergency Stop Button
- Confirmation Panel
- HMI Touch panel for wired system control
- Weather Station (NMEA provided by customer)
- Dehumidifier device (provided by customer)

TECHNICAL ROOM

- max. 100m | 320 feet from TV system
- Requested Output: 3x400V+N+PE | 32A | 50-60Hz AC (3~)
- 3-phase breaker

Control Cabinet

- 800x1100x300 mm | 32x44x11 inches | WxHxD
- Feed cable with 5 pins or 4 pins plus additional earthing
- Power protection with a "fault-current circuit breaker AC/DC sensitive and electric frequency converter capable"

AV-Rack(provided by customer)

- 14 RU heights needed (10" Monitor, 9.2. AV-Receiver, Remote Control Unit, Video Processor, Switch, Control PC)
- SAT | video | TV signals to be connected via HDMI inputs
- 5x230V | 50 Hz uninterrupted power (European plugs)
- Internet connection as of beginning of installation (permanent!)

CABLING DUCTS AND CONDUITS

- Cable & Conduit list to be discussed individually with Project Management

Important: All shaft and conduit dimensions depend on the exact locations and the arrangement of the different system components on board and have to be discussed and fixed together with the customer.

SERVICES PROVIDED BY AND AT THE EXPENSES OF THE CUSTOMER

- Basin/Compartment for TV
- High power: 3x400V+N+PE/32A/50-60Hz with 3-phase breaker
- Internet connection at the AV-Rack as of beginning of the installation
- WIFI I WLAN at the venue as of beginning of the installation
- Civil engineer calculations I statics and permits
- All cables, ducts and conduits to and from TV basin
- Sat I video I TV signals at the AV-Rack
- Connection to NMEA system
- Ship-run cables (purchasing and running the cables) according to C SEED plans
- Preparation of fixation and drainage points
- Sealing of all penetrations and conduits after installation is finished

SERVICES PROVIDED BY C SEED

- Site visit (meeting with customer I shipyard I etc.)
- Standard plan for construction of the TV well
- Project related engineering package (cable & conduits specifications)
- Implementation, programming & testing of the C SEED TV System
- TCP/IP control protocol for home automation
- Spare LED panels x4
- Spare kit available on request
- Operation training for technical staff of the venue
- Handover & Acceptance Protocol

Contacts

Owner/Customer Representative

Shipyard Representative

Project Manager

C SEED Project Manager

Vers.: 2.0/HP/25.07.23

"The information and specification contained in the implementation concept are information purpose only and are subject to change without prior notice"

www.cseed.com